











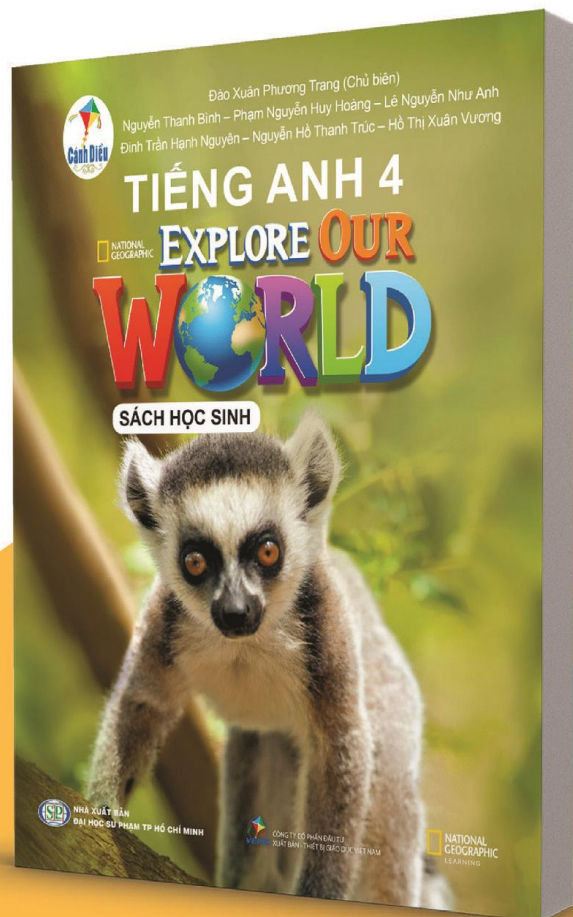


Hoc10
Học một biết mười



NATIONAL
GEOGRAPHIC
LEARNING

*"Mang cuộc sống vào bài học
Đưa bài học vào cuộc sống"*





SÁCH TIẾNG ANH 4

EXPLORE OUR WORLD

Mang cuộc sống vào bài học
Đưa bài học vào cuộc sống

A young lemur with white fur, black ears, and a black and white striped tail is perched on a thick brown tree branch. It has large, bright orange eyes and is looking directly at the camera. The background is a soft-focus green forest.

NỘI DUNG

- 1. Giới thiệu chung**
2. Bộ sách Tiếng Anh 4 - Explore Our World
3. Cấu trúc và nội dung SGK
4. Tài liệu bổ trợ
5. Hỗ trợ triển khai sử dụng sách

ĐỘI NGŨ TÁC GIẢ

Chủ biên

ThS. Đào Xuân Phương Trang

Nhóm tác giả

TS. Nguyễn Thanh Bình

ThS. Lê Nguyễn Như Anh

TS. Phạm Nguyễn Huy Hoàng

ThS. Đinh Trần Hạnh Nguyên

ThS. Nguyễn Hồ Thanh Trúc

ThS. Hồ Thị Xuân Vương

Đội ngũ tác giả nước ngoài

TS. JoAnn Crandall

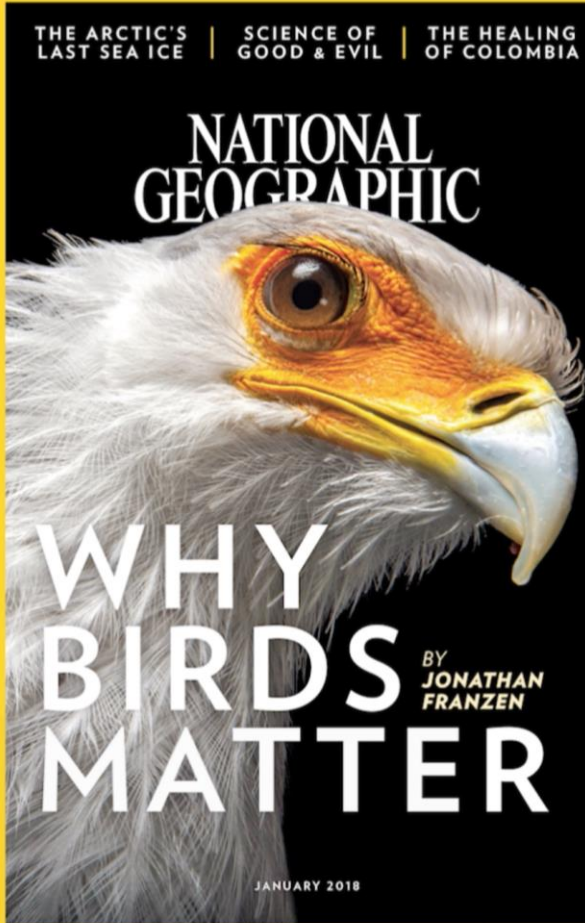
TS. Joan Kang Shin

TS. Diane Pinkley

GIỚI THIỆU



NATIONAL GEOGRAPHIC



1888



Look for Opportunities

"Look around and ask yourself, 'Who needs pictures? Who needs help?' With photography, the opportunities are endless..."

—Annie Griffiths
National Geographic Photographer

1. Watch scene 1.2.
2. Discuss how photographers can use their skills to help other people.
3. Think about issues or social problems in your area. How could you use photographs to teach others about these issues?






Trang chủGiới thiệuSản phẩmTài liệu giới thiệuLiên hệ

ĐỌC SÁCH CẢNH ĐIỀU MIỄN PHÍ TẠI HOC10.COM

TRUY CẬP HOC10.COM






Giới thiệuTủ sáchBài giảngLuyện thiKịch hoạt sáchHỗ trợĐăng kýĐăng nhập


BỘ SÁCH GIÁO KHOA CẢNH ĐIỀU

"Mang cuộc sống vào bài học
Đưa bài học vào cuộc sống"

ĐỌC NGAY SÁCH CẢNH ĐIỀU


Lớp 4Lớp 8Lớp 11






Giới thiệuTủ sáchBài giảngLuyện thiKịch hoạt sáchHỗ trợĐăng kýĐăng nhập

Giới thiệu sách




Giới thiệu SGK Tiếng Anh 4




Slide giới thiệu SGK Tiếng Anh 4

Sách giới thiệu




Bản in thử [Xem ngay](#)




Giới thiệuTủ sáchBài giảngLuyện thiKịch hoạt sáchHỗ trợĐăng kýĐăng nhập

TIẾNG ANH LỚP 4


Tài liệu bổ trợ




Sách Bài Tập (Unit 5)
- Sách Giáo Khoa




Sách Giáo Viên (US)
- Sách Giáo Viên




Thư Liên Lạc Gia Đình & Nhà Trường...




Thẻ Hình Ảnh (Unit 5)
- Sách Giáo Khoa




Sơ Đồ Tư Duy - Sách Giáo Khoa




Phiếu Ôn Tập (Unit 5)
- Sách Giáo Khoa





Phân Phối Chương Trình Gợi Ý - Sách...



Audio SHS (Unit 5)
- Sách Giáo Khoa







PPT

Cấp học

Tiểu học

Lớp học

☐ Lớp 1
☐ Lớp 2
☐ Lớp 3
☒ Lớp 4 ^{Hoc}
☐ Lớp 5

Môn học

☐ Giới thiệu chung
☐ Tiếng Việt
☐ Toán
☒ Tiếng Anh
☐ Đạo đức
☐ Công nghệ
☐ Tin học
☐ Giáo dục thể chất
☐ Âm nhạc
☐ Mỹ thuật
☐ Hoạt động trải nghiệm
☐ Khoa học
☐ Lịch sử và Địa lí



Mang cuộc sống vào bài học
Đưa bài học vào cuộc sống



Unit 6

Amazing Activities



Look and check. ✓✎

The children are _____

- ☐ running
- ☐ swimming

The children have toys.

- ☐ Yes
- ☐ No

Children playing on a sand hill in Phan Rang, Việt Nam

93

Children playing on a sand hill in Phan Rang, Việt Nam

Người thật, cảnh thật



Câu chuyện thật

A rhinoceros and its caretaker at a conservancy, Kenya.
©Ami Vitale



Hành động vì một
thế giới tốt đẹp hơn



Các nhà thám hiểm
đẳng cấp thế giới

A young lemur with a white face and chest, black eyes, and a black and white striped tail is perched on a thick, brown tree branch. The background is a soft-focus green forest.

NỘI DUNG

1. Giới thiệu chung
- 2. Bộ sách Tiếng Anh 4 - Explore Our World**
3. Cấu trúc và nội dung SGK
4. Tài liệu bổ trợ
5. Hỗ trợ triển khai sử dụng sách



TỔNG QUAN





Mục đích biên soạn



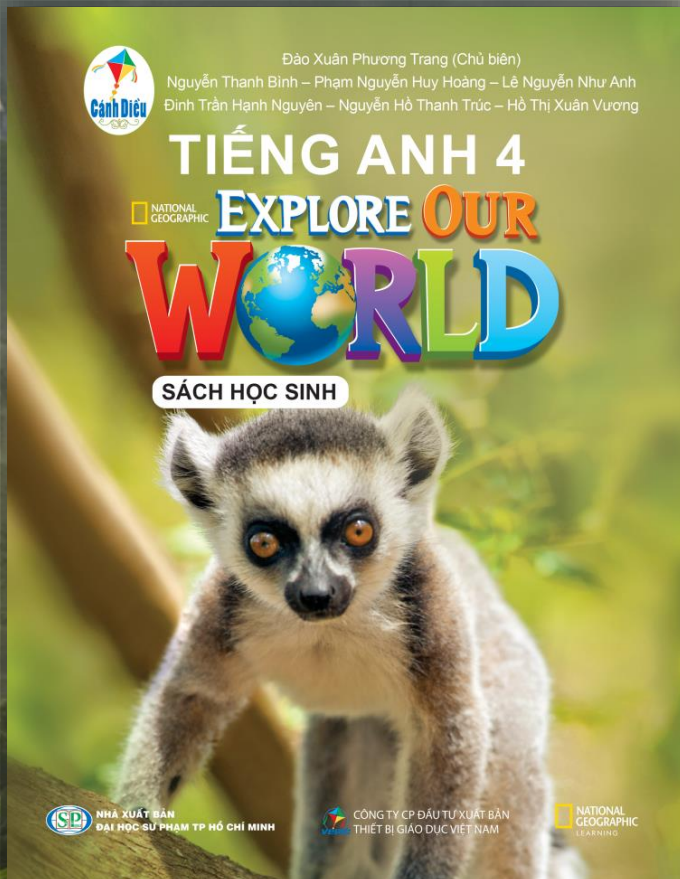
*“Mang cuộc sống vào bài học,
 đưa bài học vào cuộc sống.”*

Tiếng Anh 1, 2, 3, 4 – Explore Our World



	Pre-A1	A1	A2	B1
EOW G1				
EOW G2				
EOW G3				
EOW G4				
EOW G5				
EE G6				
EE G7				
EE G8				
EE G9				
ENW G10				
ENW G11				
ENW G12				

Đường hướng tiếp cận



- Lấy người học làm trung tâm
- Theo đường hướng giao tiếp
- Học tập có mục đích
- Phát triển công dân toàn cầu TK 21



ĐỐI TƯỢNG VÀ PHẠM VI SỬ DỤNG



Đối tượng và phạm vi sử dụng

**Đối tượng
sử dụng**

Giáo viên và học sinh lớp 4.

**Phạm vi
sử dụng**

Các trường tiểu học trong cả nước

Unit 4

Wonderful Jobs

Look and check. 

Is it a car?

☐ Yes ☐ No

Where is it?

☐ On the sea
☐ In a forest

A fisherman catching fish in Phú Yên, Việt Nam

59

Nội dung chân thực

A fisherman catching fish in Phú Yên, Việt Nam

Nội dung về Việt Nam

LESSON 11

1 Listen and read. TK: 802

The Vietnamese Mossy Frog

The Vietnamese mossy frog lives in the north of Việt Nam. Big animals cannot find them because they are green or brown. They live in caves, or in the water under rocks or plants. They have big eyes and short legs. They look for food at night and can live up to ten years.

2 Read again. Check the correct picture. ✓



3 Answer the questions. ✎

1. Where do the Vietnamese mossy frogs live?

2. Can big animals find them? Why / Why not?

3. What do they look like?

4. Do they have small eyes and long legs?

5. When do they look for food?


6. How long can they live?

LESSON 12


1 Read and complete the text. Use the words in the box. ✎

fly claws eats wings

The ostrich is tall. It has big (1) _____, long feathers, and sharp (2) _____. It (3) _____ fruits, flowers, and insects. It can run, but it can't (4) _____. I'd like to see it.



2 Complete the text. Write one word in each blank. ✎



The parrot is a kind of (1) _____. It has a (2) _____ head, a (3) _____ neck and colorful (4) _____. Its legs are strong. It can (5) _____, but it (6) _____ swim.

3 Write about an animal. Write 20–30 words. ✎

animal	a kind of...
peacock / swan	bird
lion / tiger	cat
shark	fish

The _____ is a kind of _____.
It has _____.
It can _____ but it can't _____.

122 Lesson 11

Lesson 12 123

Vietnamese Mossy Frog

LESSON 11

1 Listen and read. TR: A81

Paper Art

In China, people do paper art. They cut paper with their scissors. They make pictures of words. In Mexico, people like paper art, too. They can cut paper and make pictures of flowers, animals, and people. In Japan, there are many paper-cutting artists. They can sell their pictures.



2 Read again and draw lines.

1. People make pictures of words with paper and scissors. a. Mexico
2. People cut paper and make pictures of flowers, animals, and people. b. Japan
3. Many paper-cutting artists can sell their pictures. c. China

3 Read again. Complete the text.

1. In China, people make _____ of words.
2. They cut paper with _____.
3. In China, Mexico, and Japan, people do _____ art.

LESSON 12

1 Read and circle.

I can (1) point / cut pictures. I can do it with (2) a calculator / some paintbrushes. I can also (3) draw / turn off a beautiful rainbow. I love this activity very much.



2 Read and write. Use the words in the box.

~~cut~~ color paint draw stick glue
crayons ~~scissors~~ paintbrushes ~~paper~~ pencils

- I can cut paper. I can do it with my scissors.
1. I can _____. I can do it with my _____.
2. I can _____. I can do it with my _____.

3 What can you do? Write 20–25 words.

I can _____, I can do it with my _____.

I can also _____.


4 Ask and answer.

1. What can you do?
2. Can you do it with a pencil?

Nội dung đa văn hoá

Hợp phần cơ bản

Sách Bài học



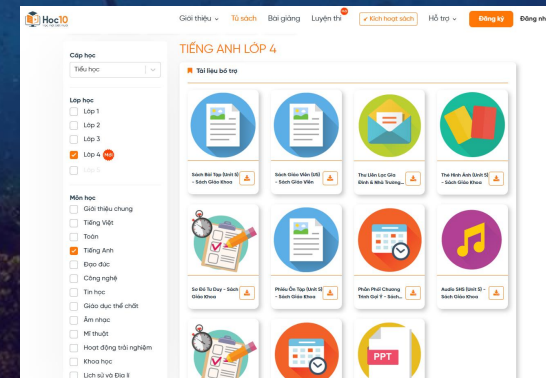
Sách Bài tập



Sách Giáo viên



Trang web cho GV & HS <https://www.hoc10.vn/>



Sách bài tập

Unit 1

Weather and clothes

1 Look and write.



1. It's _____. 2. It's _____. 3. It's _____. 4. It's _____.

2 Look. Listen and number. TR: 5



1



3 Write about the weather.



4 Look. Listen and draw lines. TR: 6

1. Hà Nội

a



2. London

b



3. Vũng Tàu

c



4. Hồ Chí Minh City

d



5 Read and check. ✓

- | | | |
|--------------------------------------|---------------------------|--------------------------|
| 1. It's rainy. Let's play football. | <input type="radio"/> yes | <input type="radio"/> no |
| 2. It's sunny. Let's wear a hat. | <input type="radio"/> yes | <input type="radio"/> no |
| 3. It's snowy. Let's play with snow. | <input type="radio"/> yes | <input type="radio"/> no |
| 4. It's windy. Let's play outside. | <input type="radio"/> yes | <input type="radio"/> no |

6 Read and write.

A: What's the weather like today?

B: It's _____. Let's _____.

Sách giáo viên

Tổng quan Unit
với **mục tiêu**
bài học rõ ràng

Hướng dẫn chi
tiết **các bước**
lên lớp

Unit 5 | Animal Friends: Lesson 9, p. 88

PERIOD
82

Lesson Objectives

In this lesson, students will:
• drill pronunciation of the four sounds (/ɔ:/, /ɜ:/, /sw/, /g/).

Sounds

/ɔ:/ horse, /ɜ:/ turtle, /sw/ swim, /g/ goat.

Materials:

EOW materials: Audio TR: B42 - B43



5 mins Warm Up

Say: *Good morning/afternoon, class. How are you today?*
Say: *Let's chant the Our English Class Chant together.*
Play the chant and have students chant along.

7 mins Present

1 Open the Student Book at page 88. Focus students' attention on Activity 1.
Say: *Look and listen* - point to your eyes and then put your hand to the ear as you say the instruction.
Play TR: B42 once. Then play it again with a pause after the first sound.
Say: Repeat - flap your thumb to fingers. Mouth students to repeat the first sound.
Repeat the procedure with the other sounds and words.

7 mins Practice

2 Focus students' attention on Activity 2.
Say: *Listen* - put your hand to the ear as you say the instruction.
Play TR: B43 and have students repeat words they recognize from the song.
Then model the song, line by line, and have students repeat after you.
Have students identify the intonation for each sentence — listening for where voices rise and fall.
Finally, have students practice the song as a conversation (without the audio).
Encourage students to use appropriate stress and intonation along with the natural rhythm modeled in the song.
Encourage students to add gestures and actions.
Play the song and have students sing along.

7 mins Apply

3 Focus students' attention on Activity 3. Get students ready for the task by using concept-checking questions or prompts about the words.
Say: *Write the words in the correct columns.*
Sketch the table of Activity 3 on the board.
Demonstrating the activity by having the class say aloud the word 'game'. Say: The word 'game' has the sound /g/. - point at the sound /g/ in the third column of the table. So, we write it in the third column.
Allow time for students to do the activity individually while you circulate and offer support when required.
When the class has finished the task, conduct peer correction and then correct the task as a whole class.

4 mins Wrap Up

Say: *Let's chant the Goodbye Chant together.*
Play the chant and have students chant along.

5 mins Lesson Review

Can students pronounce the four sounds (/ɔ:/, /ɜ:/, /sw/, /g/) correctly?
Write some words on Activity 1&3 on the board and nominate some students to say aloud the words.
Check students' pronunciation.

Unit 5 | Animal Friends: Lesson 10, p. 89

PERIOD
83

Lesson Objectives

In this lesson, students will:
• say the learnt vocabulary with the correct word stress.

Resources

EOW materials: Audio TR: B44



5 mins Warm Up

Say: *Good morning/afternoon, class. How are you today?*
Say: *Let's sing the Animals song together.*
Play the song and have students sing along.

7 mins Present

1 Open the Student Book at page 89. Focus students' attention on Activity 1.
Say: *Listen* - put your hand to the ear.
Play TR: B44 once. Then play it again with a pause after the first word.
Say: Repeat - flap your thumb to fingers. Mouth students to repeat the first word. Have students look at the symbol under the words. Say: *'turtle' has two syllables, so you see 2 circles here. Also, it is stressed on the first syllable, so the first circle is bigger.*
Repeat the procedure with the other words.

7 mins Practice

2 Focus students' attention on Activity 2.
Say: *Say the words in 1. Clap at the big circle.*
Demonstrate the activity by saying aloud the first word and clap to the stressed part of the word.
Have the class say the other words and clap to the stressed parts.

7 mins Apply

3 Focus students' attention on Activity 3.
Tell students that they are going to play a game called Choose Your Side.
Make sure that students recognize which side is left and which side is right.
Say the instruction slowly: I will draw a line. When I say a word, if the stress is on the first syllable, you move to the left side of the line. If the stress is on the second syllable, you move to the right side of the line. The students who are on the wrong side will lose. The student who is the last to move to the right side will also lose.
Play the first round of the game as an example.
Conduct the game by saying the words in previous lessons. Pick out the losers of the game and have them do some fun punishments.

4 mins Wrap Up

Say: *Let's chant the Goodbye Chant together.*
Play the chant and have students chant along.

5 mins Lesson Review

Can students say the learnt vocabulary with the correct word stress?
Write some words on Activity 1 & 2 on the board and nominate some students to say the words aloud. Check students' pronunciation.

A young lemur with a white face and chest, black eyes, and a black and white striped tail is perched on a thick, brown tree branch. The background is a soft-focus green forest.

NỘI DUNG

1. Giới thiệu chung
2. Bộ sách Tiếng Anh 4 - Explore Our World
- 3. Cấu trúc và nội dung SGK**
4. Tài liệu bổ trợ
5. Hỗ trợ triển khai sử dụng sách

Thời lượng

140 tiết học/năm học

- 13 tiết/đơn vị bài học (riêng Unit 0 là 7 tiết)
- 20 tiết ôn tập kiểm tra đánh giá
- 9 tiết kiểm tra đánh giá

Bài mở đầu + Từ vựng 1	1 period
Từ vựng 1	1 period
Ngữ pháp 1	1 period
Nghe hiểu 1	1 period
Từ vựng 2	1 period
Ngữ pháp 2	1 period
Nghe hiểu 2	1 period
Ngữ âm	2 periods
Phát triển kỹ năng	2 periods
Value	1 period



Cấu trúc sách bài học



Unit	Title	Language Skills			
Unit 0	Getting Started	L	S	R	W
Unit 1	Weather and Clothes	L	S	R	W
Unit 2	Day by Day	L	S	R	W
Project 1					
Stop & Check 1A & 1B	Review	L	S	R	W
Unit 3	Fun at School	L	S	R	W
Unit 4	Wonderful Jobs	L	S	R	W
Project 2					
Stop & Check 2A & 2B	Review	L	S	R	W
Unit 1-4 Review	Review	L	S	R	W

Unit	Title	Language Skills			
Unit 5	Animal Friends	L	S	R	W
Unit 6	Amazing Activities	L	S	R	W
Project 3					
Stop & Check 3A & 3B	Review	L	S	R	W
Unit 7	Awesome Animals	L	S	R	W
Unit 8	Our Feelings	L	S	R	W
Project 4					
Stop & Check 4A & 4B	Review	L	S	R	W
Unit 5-8 Review	Review	L	S	R	W
Glossary (Word List)					

Cấu trúc bài học




MỞ ĐẦU BÀI HỌC



TỪ VỰNG



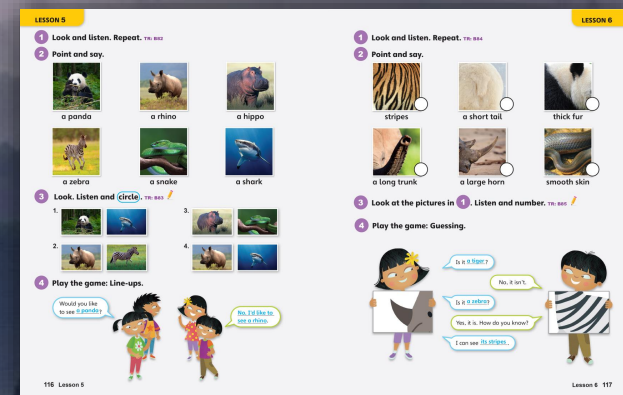
NGỮ PHÁP




NGHE HIỂU




TỪ VỰNG



NGỮ PHÁP



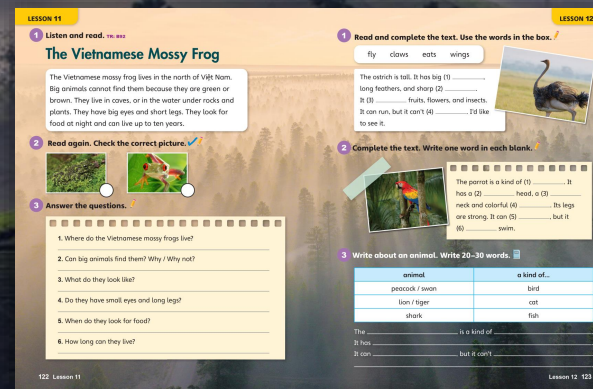
NGHE HIỂU



NGỮ ÂM



PHÁT TRIỂN KỸ NĂNG



GIÁ TRỊ SỐNG



Unit 7

Awesome Animals

Look and check. 

This animal is a _____.

☐ bird ☐ monkey

This animal can _____.

☐ jump ☐ fly

A monkey in Đà Nẵng, Việt Nam

MỞ ĐẦU BÀI HỌC

LESSON 1

1 Look and listen. Repeat. TR: B72

2 Listen and point. Say. TR: B73



a giraffe



a tiger



a peacock



a kangaroo



a lion



a zoo

3 Look. Listen and draw lines. TR: B74



Jack

Nancy

Nam

Linh



4 Write the numbers. Ask and answer.

What can you see at the zoo?

I can see two tigers.



LESSON 2

1 Look and listen. Repeat. TR: B75

2 Listen and point. Say. TR: B76



big teeth



a long mane



a hard beak



big wings



sharp claws



colorful feathers

3 Read and write. Listen and check your answers. TR: B77

1. A lion has a _____.
2. A tiger has _____.
3. A swan has _____.
4. A hippo has _____.
5. A parrot has _____ and a _____.

4 Play the game: Sentence Completion.

A swan...



A swan has big wings.

TỪ VỰNG

LESSON 3

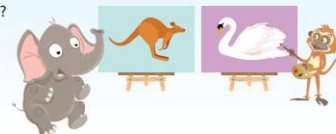
1 Look and listen. Repeat. TR: B78

Mia: What does a kangaroo look like?

Eddie: A kangaroo has a long tail,
but it doesn't have big wings.

Mia: What does a swan look like?

Eddie: A swan has big wings,
but it doesn't have big teeth.



2 Read. Listen and write (✓) and (X). TR: B79

	a long mane	big teeth	big wings	sharp claws	a hard beak	colorful feathers
animal 1	✓					
animal 2						
animal 3						
animal 4						

3 Look and say.

It doesn't look like a tiger.

A tiger has sharp claws, but
it doesn't have big wings.

What does a tiger
look like?

1.



2.



3.



4.



4 Talk with a friend.

What does a swan look like?

A swan has big wings, but it doesn't
have sharp claws.

1 Look. Listen and check. ✓ TR: B80

What's the boy drawing?



2 Read. Listen again and check. ✓ TR: B81

1. The boy is drawing an animal with a hard beak. ☐ True ☐ False
2. The boy is drawing a peacock and a giraffe. ☐ True ☐ False
3. The boy is drawing an animal from his dream. ☐ True ☐ False

3 Draw an animal from your dreams. Ask and answer. 📖

What does your animal look like?

It has a large beak and sharp claws, but it doesn't have wings.

NGHE HIỂU

1 Look and listen. Repeat. TR: B82

2 Point and say.



a panda



a rhino



a hippo



a zebra



a snake



a shark

3 Look. Listen and circle. TR: B83



4 Play the game: Line-ups.

Would you like to see a panda?




No, I'd like to see a rhino.



1 Look and listen. Repeat. TR: B84

2 Point and say.




stripes



a short tail



thick fur



a long trunk



a large horn



smooth skin

3 Look at the pictures in 1. Listen and number. TR: B85

4 Play the game: Guessing.



Is it a tiger?

No, it isn't.

Is it a zebra?

Yes, it is. How do you know?

I can see its stripes.



TỪ VỰNG

LESSON 7

1 Look and listen. Repeat. TR: B86

Eddie: Do you like zebras?
 Mia: Yes, I do.
 Eddie: Why do you like zebras?
 Mia: I like zebras because they have stripes.
 Eddie: Do you like tigers?
 Mia: No, I don't.
 Eddie: Why don't you like tigers?
 Mia: I don't like tigers because they have sharp claws.



2 Look. Read and circle.

1. Why do / Do you like hippos?
 Yes, I do.
 Why do / Do you like hippos?
 I like hippos **because / and**
 they have smooth skin.

2. Why do / Do you like sharks?
 No, I don't.
 Why don't / Don't you like sharks?
 I don't like sharks **because / and** they
 have big teeth.

3 Point to the pictures. Ask and answer.



Do you like hippos?

Yes, I do.



Why do you like hippos?

I like hippos because they have big teeth.



4 Ask and answer. Draw and write.

Do you like **pandas**?

Yes, I do.

Why **do** you like **pandas**?

I **like pandas** because **they have short tails**.

	pandas	hippos	rhinos	tigers		
My friend:	 short tails			 sharp claws		

1 Look. Listen and circle. TR: B872 Read. Listen again and check. TR: B88

1. Many Vietnamese families have buffaloes. ☐ True ☐ False
2. Buffaloes have strong horns and legs. ☐ True ☐ False
3. Buffaloes help people at the zoo. ☐ True ☐ False

3 Look at the pictures of some national animals. Ask and answer.

What's the national animal of the United States?

Do you like bald eagles?



The bald eagle.

Yes, I do. I like bald eagles because they have big wings and strong beaks.

The United States	Australia	England
		
bald eagle	kangaroo	lion

NGHE HIỂU

LESSON 9

1 Listen and repeat. TR: B89

a	ng	tr	cl
zebra	long	trunk	claw

2 Listen and chant. TR: B90

Zebras are awesome because they have cool stripes.
Zebras have cool stripes, but they don't have big wings.

Falcons are awesome because they have big wings.
Falcons have big wings, but they don't have long trunks.

Elephants are awesome because they have long trunks.
Elephants have long trunks, but they don't have sharp claws.

Crocodiles are awesome because they have sharp claws.
Crocodiles have sharp claws, but they don't have thick fur.

Pandas are awesome because they have thick fur.
Pandas have thick fur, but they don't have cool stripes.

3 Say. Draw lines.

train	a as in zebra	sofa
cloud	ng as in long	tree
sing	tr as in trunk	clock
banana	cl as in claw	wing

LESSON 10

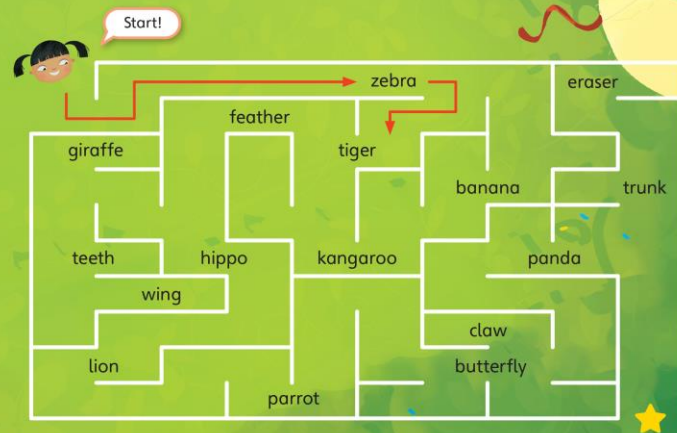
1 Listen and repeat. TR: B91

- feathers ● ●
- colorful ● ● ●
- hippo ● ●
- giraffe ● ●
- kangaroo ● ● ●

2 Say. Circle the odd one out.

- | | | |
|-------------|-----------|----------|
| 1. giraffe | enjoy | lion |
| 2. panda | giraffe | tiger |
| 3. elephant | butterfly | museum |
| 4. kangaroo | buffalo | elephant |

3 Play the game: Word Maze.



NGỮ ÂM

1 Listen and read. TR: B92

The Vietnamese Mossy Frog

The Vietnamese mossy frog lives in the north of Việt Nam. Big animals cannot find them because they are green or brown. They live in caves, or in the water under rocks and plants. They have big eyes and short legs. They look for food at night and can live up to ten years.

2 Read again. Check the correct picture. ✓✎



3 Answer the questions. ✎

- Where do the Vietnamese mossy frogs live?
- Can big animals find them? Why / Why not?
- What do they look like?
- Do they have small eyes and long legs?
- When do they look for food?
- How long can they live?

1 Read and complete the text. Use the words in the box. ✎

fly claws eats wings

The ostrich is tall. It has big (1) _____, long feathers, and sharp (2) _____. It (3) _____ fruits, flowers, and insects. It can run, but it can't (4) _____. I'd like to see it.



2 Complete the text. Write one word in each blank. ✎



The parrot is a kind of (1) _____. It has a (2) _____ head, a (3) _____ neck and colorful (4) _____. Its legs are strong. It can (5) _____, but it (6) _____ swim.

3 Write about an animal. Write 20–30 words. 📄

animal	a kind of...
peacock / swan	bird
lion / tiger	cat
shark	fish

The _____ is a kind of _____.
It has _____.
It can _____, but it can't _____.

PHÁT TRIỂN KỸ NĂNG

1 Look and listen. Repeat. TR: B93**Be kind to animals.**

Animals are beautiful. My favorite animal is the peacock. I like peacocks because they have colorful feathers. They can dance. I also like rhinos because they have big horns. Rhinos can eat a lot of fruits and plants.

2 Read and write.

zebras	pandas	giraffes	stripes
thick fur	big eyes	a long neck	long legs
eat leaves	run	hug their babies	

My favorite animals are _____. I like _____ because they have _____. They can _____.

3 Ask and answer.

1. What are your favorite animals?
2. Why do you like them?
3. What can they do?

GIÁ TRỊ SỐNG

PROJECT – DỰ ÁN

Project 1

1 Read and role-play.

When do you get up?

I get up at 6:30. I brush my teeth and I eat breakfast at 7:00.

I watch television at 6:00.

I get up at 7:00. How about you?

What time do you watch television?

2 Ask and answer. Write.

	Me	My friend
1. When do you get up?		
2. What time do you eat breakfast?		
3. What time do you go to school?		
4. What time do you chat with friends?		
5. What time do you eat lunch / dinner?		
6. What time do you go to bed?		

3 Make a book about a day.



1. Fold.



2. Write the day on the cover.



3. Write and draw on the pages.



4. Write your name.

3 Talk about your day.

I get up at 8:30. I have breakfast at 9:00. I eat lunch at 12:00. I play with Sofia at 2:00.



Project 1 41

Project 3

1 Read and reorder the sentences. Role-play.

- ☐ What do you like doing?
- ☐ No, he doesn't. He likes taking photos. He takes photos every day.
- ☐ I like playing the guitar.
- ☐ Does your brother like playing the guitar, too?
- ☐ I like singing karaoke. How about you? What do you like doing?

2 Ask and answer.

1. What do you like doing?
2. What does your father like doing?
3. What does your mother like doing?

3 Make a poster about your family's hobbies.



1. Draw your family.



2. Color the picture.



3. Write about their hobbies.



4. Write your name.

4 Present.



I like playing the guitar. My mom likes flying a kite. My dad and my brother like playing soccer.

Project 3 107

ÔN TẬP VÀ KIỂM TRA ĐÁNH GIÁ

Stop and Check 3A



7 mins

Lesson Review

Can students write a short paragraph about their parents' job and their dream job?

Write information of a child on the board:

Tom

- Dream job: Doctor

- Tom's mother: Vet

- Tom's father: Chef

Nominate 3-4 students to come to the front. Have the students complete the paragraph about Tom as a group.

One student will write one sentence for the paragraph.

5 mins

Lesson Review

Can students use possessives to talk about someone's clothes?

Stick some flash cards of clothes on the board. Write a proper name under each flash card. Nominate some students to use possessives to talk about whose clothes it is.

Spin. Ask and answer.

Do they like flying a kite?



Yes, they do.

Tiến trình bài giảng

1. Warm-up


2. Presentation

3. Practice

4. Application

**5. Extend
(optional)**

6. Wrap-up



Khái niệm và nguyên tắc căn bản

Học tập thông qua quá trình kiến tạo ý nghĩa



Học tập theo định hướng mục tiêu



Hướng đến nhu cầu tổng thể của học sinh



Đánh giá tiến độ học tập theo nhiều phương thức



Kiến thức ngôn ngữ: Ngữ âm

1 Listen and repeat. TR: B112

a	gr	pr	sl
calm	grandma	proud	sleepy

3 Find the words and say.



1 Listen and repeat. TR: B114

- | | | | |
|-----------|-----|--------------|-------|
| 1. happy | ● ● | 4. excited | ● ● ● |
| 2. angry | ● ● | 5. surprised | ● ● |
| 3. hungry | ● ● | 6. emotions | ● ● ● |



2 Say. Circle the odd one out.

- | | | |
|------------|-----------|-----------|
| 1. sleepy | concert | surprised |
| 2. excited | yesterday | emotion |
| 3. angry | thirsty | forget |

Kiến thức ngôn ngữ: Từ vựng

1 Look and listen. Repeat. **TR: A61**

2 Listen and point. Say. **TR: A62**



count



color



cut



draw



erase



glue

1 Look and listen. Repeat. **TR: A64**

2 Listen and point. Say. **TR: A65**



highlight



paint



stick



use



turn on



turn off

Kiến thức ngôn ngữ: Cấu trúc

1 Look and listen. Repeat. TR: B53

Polly: Do you like flying a kite?

Freddy: Yes, I do.

Polly: Does Mia like doing gymnastics?

Freddy: No, she doesn't.

Polly: What does she like doing?

Freddy: She likes taking photos.



1 Look and listen. Repeat. TR: B61

Mia: Would you like to play basketball with me?

Eddie: Yes, I'd love to.

Polly: No, thanks.

Mia: Would you like to play basketball or chess?

Freddy: I'd like to play chess.



Kĩ năng Nghe | Kĩ năng ngôn ngữ

1 Look and listen. Repeat. TR: A37

2 Listen and point. Say. TR: A38



a bookcase



a rug



a vase



a pillow



chopsticks



a dish

3 Look. Listen and check. TR: A39

living room						
bedroom						
dining room						
kitchen						

1 Look and listen. Repeat. TR: A67

Mia: Can I use your pen?

Eddie: Sure. Here it is.

Mia: Can I use your glue?

Eddie: Sorry. I'm using it.

Mia: Can you color this picture for me?

Eddie: Sorry. I don't have any crayons.



2 Read. Listen and check. TR: A68

- Can I use your pencil? ☐ Yes ☐ No
- Can I stick your picture here? ☐ Yes ☐ No
- Can I use your ruler? ☐ Yes ☐ No
- Can you highlight the words for me? ☐ Yes ☐ No

Kĩ năng Nghe | Kĩ năng ngôn ngữ

1 Look. Listen and check. ✓ TR: A69



2 Listen again and circle. TR: A70

- | | | |
|---|------|-------|
| 1. Laura can use Nathan's crayons. | True | False |
| 2. Nathan and Laura stick the flowers on a picture. | True | False |
| 3. Nathan has a blue crayon. | True | False |
| 4. Nathan and Laura color the flower red. | True | False |

1 Listen and repeat. TR: B66

z
puzzle

pl
play

x
box

fl
fly

2 Listen and sing. TR: B67

Would you like to do a puzzle with me?

Yes, I'd love to. I like doing puzzles.

Would you like to color a fun box with me?

No, I'm sorry. I like playing soccer.

Would you like to swim or fly a kite?

I can't swim. Let's fly a kite.

Would you like to sing or exercise?

I'd like to exercise. Let's run and jump.

Let's do a puzzle or play soccer.

Let's fly a kite or exercise.

Kĩ năng Nói | Kĩ năng ngôn ngữ

4 Play the game: Chain Game.

I can cut the paper.



He can cut the paper.
I can draw the flowers.



He can cut the paper.
She can draw the flowers.
I can color the picture.



4 Play the game: Row the Boat.

①

Where were you yesterday?

I was at home with my parents.



②

Where were you yesterday?

I was at school.



Kĩ năng Đọc | Kĩ năng ngôn ngữ

LESSON 11

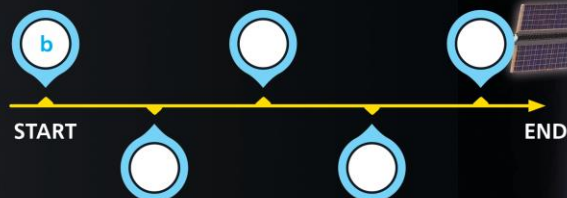
1 Listen and read. TR: A57

A Day in Space

Astronauts are busy all day. They get up at 7 o'clock. Then they eat breakfast and start work at 8 o'clock. Sometimes, they walk outside. At 7 o'clock, they eat dinner. In the evening, the astronauts read or write e-mails. At about 10 o'clock, they go to bed.

2 Look. Read again and write.

- | | | |
|----------------|-----------------|------------------|
| a. have dinner | c. walk outside | e. eat breakfast |
| b. get up | d. go to bed | |



LESSON 11

1 Listen and read. TR: B45

Elephants are great animals. They live in the forests of many countries like Việt Nam, Thailand, Laos, and South Africa. A mother elephant has one baby at a time, and we call it a calf. This calf is one year old. It's playing with grass. It's enjoying a sunny day.



2 Read again. Choose the best title.

- a. Baby animals b. Elephants c. The calf




3 Read again. Write.

1. Elephants live in _____.
2. A calf is a _____ elephant.
3. The elephant in the picture is _____ grass on a _____ day.

Kĩ năng Viết | Kĩ năng ngôn ngữ

LESSON 12

1 Look. Read and write.

Snowy weather is my favorite. It's 1. . I put on my 2.  and make a snowman. I play with my friends in the 3. . It's fun.

4.  weather is my favorite. It's 5. . I put on my 6.  and 7. . I play with my 8.  in the 9. .

2 Write about your favorite weather. Write 15–20 words.

_____ weather is my favorite. It's _____.
I put on _____, I _____.

3 Ask and answer.

- What's your favorite weather?
- What do you wear in this weather?
- What do you do in this weather?

Lesson 12 25

LESSON 12

1 Read and circle.

I can (1) paint / cut pictures. I can do it with (2) a calculator / some paintbrushes. I can also (3) draw / turn off a beautiful rainbow. I love this activity very much.



2 Read and write. Use the words in the box.

~~cut~~ color paint draw stick glue
crayons ~~scissors~~ paintbrushes ~~paper~~ pencils

I can cut paper. I can do it with my scissors.

- I can _____. I can do it with my _____.
- I can _____. I can do it with my _____.

3 What can you do? Write 20–25 words.

I can _____. I can do it with my _____.
I can also _____.

4 Ask and answer.

- What can you do?
- Can you do it with a pencil?

Lesson 12 57

3 Read and write.



Stefan's birthday party is at 7 o'clock. He wants Josh to come to his party. Help him write a card.

4 Interview. Write.

Is your father a chef, Andy?

No, he isn't.
He's an actor.



an actor	<u>Andy's father</u>
a vet	_____
a driver	_____
a chef	_____
a yoga teacher	_____
a photographer	_____

A young lemur with white fur, black facial markings, and a long black-and-white striped tail is perched on a thick brown tree branch. The background is a soft-focus green forest.


NỘI DUNG

1. Giới thiệu chung
2. Bộ sách Tiếng Anh 4 - Explore Our World
3. Cấu trúc và nội dung SGK
- 4. Tài liệu bổ trợ**
5. Hỗ trợ triển khai sử dụng sách

Kiểm tra đánh giá

Name _____ Date _____

1 Look. Listen. Write the letter. TR: AB15



Example: _____

1. _____ 2. _____ 3. _____ 4. _____ 5. _____ 6. _____

2 What are they doing? Complete the sentences.

Example: What are the horses doing?
They're running.

1. What are the cats doing?
They're _____ (sleep).

2. Are they eating?
Yes, they're _____.

3. Are they _____ (walk)?
Yes, they are.

4. What are they doing?
They're _____ (jump).

Grade 4 Unit 3 Quiz


Grade 4

Copyright © 2016 National Geographic Learning, a part of Cengage Learning.

59

Name _____ Date _____

1 Look. Listen. Write the letter. TR: AB16



Example: _____

1. _____ 2. _____ 3. _____ 4. _____ 5. _____ 6. _____

2 Complete the sentences.

Example: What are you doing?
We're reading a book.

1. What are you doing?
_____ a picture.

2. What are you doing?
_____ markers.

3. What are you doing?
_____ paper.

4. What are you doing?
_____ numbers.

Grade 4 Unit 3 Quiz

Grade 4


Copyright © 2016 National Geographic Learning, a part of Cengage Learning.

57

NOT FOR SALE

Name _____ Date _____

1 Look. Listen. Write the letter. TR: AB25



Example: _____

1. _____ 2. _____ 3. _____ 4. _____ 5. _____ 6. _____ 7. _____ 8. _____

2 Circle the correct answer.

Example: Are there any notebooks on the table? Yes, there _____.
a. is b. are c. isn't d. aren't

1. What are you doing? _____ counting markers.

a. They're b. We're c. He's d. She's

2. Are there any scissors on the table? No, _____.
a. there are b. there isn't c. there aren't d. there is

3. What's the weather like? _____ cloudy.

a. It's b. It c. Are d. Aren't

Grade 4 Final Test

Grade 4

Copyright © 2016 National Geographic Learning, a part of Cengage Learning.

79

Tài liệu hỗ trợ giáo viên Việt Nam

- Audio cho Sách học sinh, Sách bài tập
- Tài liệu tập huấn giáo viên sử dụng sách *Tiếng Anh 4 - Explore Our World* (bằng tiếng Việt)
- Sách Giáo viên
- Kiểm tra đánh giá và audio đi kèm
- Phân phối chương trình và thời lượng giảng dạy
- Giáo án
- Bài tập làm thêm cho từng bài học
- Thẻ từ vựng
- Công cụ sắp xếp thông tin bằng đồ họa
- Thư liên lạc phụ huynh – nhà trường
- Bài giảng trình chiếu (dự kiến phát triển)

PACING GUIDE: 4 PERIODS/WEEK 20 lessons/period

Period	Unit	Section	Student book pages
Week 1	1	Lesson 1	p. 6
	2	Lesson 2	p. 7
	3	Lesson 3	p. 8
	4	Lesson 4	p. 9
Week 2	5	Lesson 5	p. 10
	6	Lesson 6	p. 11
	7	Lesson 7	p. 12
	8	Lesson 8	p. 13
Week 3	9	Lesson 9	p. 14
	10	Lesson 10	p. 15
	11	Lesson 11	p. 16
	12	Lesson 12	p. 17

24 Pacing Guide

PERIOD 26 Unit 2 Day 10 Day Lessons 1, p. 10

Lesson Objectives
 By the end of the lesson, students will:
 - recognize and use parts of the day.
Language Focus
 - Vocabulary: 10 parts of the day: morning, afternoon, evening, night, weekend.
 - Structures: Sentence patterns: Do you (have a habit) in the morning? Yes, I do. / No, I don't.
Materials
 DVD materials: Audio TTS: A20-A24
 Other materials: Real cards

Lesson Steps

Warm Up
 (5 minutes)
 Say: Good morning/afternoon/evening/night. What are you doing?
 Get students ready to use the English. Show them the clock to the class.

Pretest
 (7 minutes)
 Ask: Open the Student Book to page 10. Listen to the audio. Remember the words 1-5.
 Say: Look and listen. Point to your open and then put your hand to the ear as you hear the instruction.
 Play TTS: A20. Then play it again with a pause after the first word.
 Say: Repeat. Mouth students to repeat the first word.
 Repeat the procedure with the other words.

Practice
 (7 minutes)
 Ask: Focus students' attention on Activity 2. Get students ready for the task by using context-building questions and prompts about the pictures.
 Say: Look and point. Put your hand to the ear and point at a picture when you hear the word.
 Play TTS: A21 and pause after the first word. Have students point to the correct picture and repeat 2. Say: Now you can. Continue to play the recording and have students repeat the procedure.

Apply
 (7 minutes)
 Ask: Focus students' attention on Activity 3.
 Say: Let's ask and answer. Then write.
 Ask: How are you going to spend the day in the speech bubble. Say: Show me. (Student 2's name) says yes. We write together with the second column.

Name _____ Date _____

1. Look. Listen. Write the letter. (in all caps)
 A B C D E F G
 Example: 1. _____ 2. _____ 3. _____ 4. _____ 5. _____ 6. _____

2. What are they doing? Complete the sentences.
 Example: What are the horses doing?
 They're running.
 1. What are the cats doing?
 They're _____ (sleep).
 2. Are they eating?
 Yes, they're _____ (eat).
 3. Are they _____ (walk)?
 Yes, they are.
 4. What are they doing?
 They're _____ (jump).
 Grade 4

Activity Worksheet 1.2
Weather and Clothes
1. Write. Use these words. Cut out and make the cube.
 cloudy, cold, hot, rainy, sunny
 What's the weather like?
 It's sunny.
 Copyright © 2019 National Geographic Learning, a unit of Cengage Learning

library

Name _____ Date _____

Word web

Phân phối chương trình & Giáo án gợi ý

PACING GUIDE: 4 PERIODS/WEEK 35 mins/period			
Period	Unit	Section	Student Book page(s)
Week 1	1	Lesson 1	p. 6
	2	Lesson 2	p. 7
	3	Lesson 3	p. 8
	4	Lesson 4	p. 9
Week 2	5	Lesson 5	p. 10
	6	Lesson 6	p. 11
	7	Lesson 7	p. 12
	8	Lesson 1	p. 14
Week 3	9	Lesson 2	p. 15
	10	Lesson 3	p. 16
	11	Lesson 4	p. 17
	12	Lesson 5	p. 18

24 Pacing Guide


PERIOD 26	
Unit 2 Day by Day: Lesson 1, p. 33	
Lesson Objectives: In this lesson, students will: • recognize and name parts of the day. Language Focus: • Vocabulary: in the morning, in the afternoon, in the evening, on weekdays, on the weekend • Structure / Sentence pattern: Do you [take a bath] in the morning? Yes, I do. / No, I don't. Resources: EOW materials: ▶ Audio TR: A43–A44 Other materials: flash cards	
Lesson Stage	Instructions
Warm Up [5 minutes]	Say <i>Good morning/afternoon, class. How are you today?</i> Get students ready to use the English Time chant. Lead the class in the chant.
Present [7 minutes]	❶ Open the Student Book to page 33. Focus students' attention on Activity 1. Say <i>Look and listen</i> . Point to your eyes and then put your hand to the ear as you say the instruction. Play TR: A43 once. Then play it again with a pause after the first word. Say <i>Repeat</i> . Mouth students to repeat the first word. Repeat the procedure with the other words.
Practice [7 minutes]	❷ Focus students' attention on Activity 2. Get students ready for the task by using concept-checking questions and prompts about the pictures. Say <i>Listen and point</i> . Put your hand to the ear and point at a random picture with your index finger. Play TR: A44 and pause after the first word. Have students point to the correct picture and repeat it. Say <i>Now your turn</i> . Continue to play the recording and have students repeat the procedure.
Apply [7 minutes]	❸ Focus students' attention on Activity 3. Say <i>Let's ask and answer. Then write</i> . Ask two students to read aloud the text in the speech bubbles. Say <i>Because [student 2's name] says yes. We write his/her name in the second column</i> .

Phiếu bài tập & Bài kiểm tra

Activity Worksheet 5.3

Animal Friends


- 1 **Work with a partner.** Look at the picture. Read and circle. Take turns.



- What are the goats doing?
They're eating. They're climbing.
- What are the cats doing?
They're sleeping. They're climbing.
- Look at the turtles. What are they doing?
They're crawling. They're climbing.

Name _____ Date _____


- 1 **Look. Listen. Write the letter.** TR: AB16







Example: _____

1. _____ 2. _____ 3. _____ 4. _____ 5. _____ 6. _____


- 2 **Complete the sentences.**

Example:  What are they doing?
They're reading a book.

-  What are they doing?
_____ a picture.
-  What are they doing?
_____ markers.
-  What are they doing?
_____ paper.
-  What are they doing?
_____ numbers.

Name _____ Date _____

- 1 **Look. Listen. Write the letter.** TR: AB25



Example: _____

1. _____ 2. _____ 3. _____ 4. _____ 5. _____ 6. _____ 7. _____ 8. _____

- 2 **Circle the correct answer.**

Example: Are there any notebooks on the table? Yes, there ____.

a. is b. are c. isn't d. aren't

- What are you doing? ____ counting markers.
a. They're b. We're c. He's d. She's
- Are there any scissors on the table? No, ____.
a. there are b. there isn't c. there aren't d. there is
- What's the weather like? ____ cloudy.
a. It's b. It c. Are d. Aren't

Tranh hình & Sơ đồ tư duy

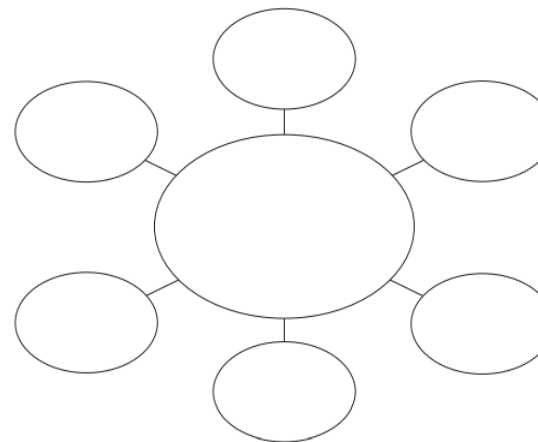
library

Unit 0 Getting Started



Name _____ Date _____

Word web



Thư liên lạc gia đình và nhà trường song ngữ

Bài giảng trình chiếu

EXPLORE OUR WORLD

Home-School Connection
Grade 4 Unit 1 – Weather and Clothes

Name: _____
Date: _____

Dear Family,

We're learning about classroom objects. _____ (student's name) wants to share with you what we're learning.

Unit Opener: We're learning to distinguish between snow and rain. We're also using vocabulary about clothes to discuss the photo of a girl making snow angel.

Vocabulary: We're learning words for weather, clothes, and activities using on clothes.

Grammar: To ask and answer about the weather, we're using *What's the weather like? It's [rainy].* To make a suggestion during certain weather, we're using *Let's [stay at home].* To tell the someone to wear certain clothes in a weather, we're using *It's [cold]. Put on [your coat]. / It's [hot]. Take off [your jacket].* To remind someone to do something, we're using the structures *It's rainy. Don't forget [your umbrella].* To talk about the position of something, we're using the prepositions *near, behind, next to, opposite*

The Sounds of English: We're learning the *o* sound in *hot*, the *r* sound in *rainy*, the *th* sound in *bathing*, and the *sn* sound in *sneakers*. We also learn about the word stress of words stressing on the first and second syllables.

Reading and Writing: We're practicing reading and comprehension through a text about the weather. We're also writing a short text about our favorite weather.

Value: We're learning the value of wearing the right clothes for different weather.

Please do the activity below at home with your child. Thank you for your support.

Sincerely, _____ (Teacher)

Read a picture book with your child. Point to characters and things in the book and ask relevant questions. Below are some suggested questions:

What's the weather like?
It's [rainy]. Let's _____.
It's [cold]. Put on _____.
It's [rainy]. Don't forget _____.

Copyright © by National Geographic Learning, a part of Cengage

EXPLORE OUR WORLD

Thư liên lạc nhà trường – gia đình
Lớp 4 Bài 1 – Thời tiết và trang phục

Tên: _____
Ngày: _____

Kính gửi Quý phụ huynh,

Hôm nay, con _____ (tên học sinh) muốn chia sẻ với gia đình về nội dung bài học như sau:

Giới thiệu: Học phân biệt tuyết với mưa. Sử dụng từ vựng chỉ trang phục để miêu tả bức ảnh của một bé gái làm thiên thần tuyết.

Từ vựng: Học các từ vựng về thời tiết, trang phục, và hoạt động sử dụng với trang phục.

Ngữ pháp: Học cấu trúc *What's the weather like? It's [rainy].* (Thời tiết hôm nay như thế nào? Trời đang [mưa]) để hỏi về thời tiết; *Let's [stay at home].* (Trời đang [mưa]. Chúng ta hãy [ở nhà]) để đưa ra đề xuất trong những thời tiết khác nhau. Để yêu cầu một người làm gì đó trong thời tiết nhất định, sử dụng cấu trúc *It's [cold]. Put on [your coat]. / It's [hot]. Take off [your jacket].* (Trời đang [lạnh]. Bạn mặc [áo ấm] vào. / Trời đang [nóng]. Bạn cởi [áo khoác] ra.) Sử dụng các tính từ *near, behind, next to, opposite* nhằm nói về vị trí của đồ vật.

Ngữ âm: Học âm *o* trong từ *hot* (nóng), âm *r* trong từ *rainy* (trời mưa), âm *th* trong từ *bathing* (việc tắm rửa), và âm *sn* trong từ *sneakers* (giày thể thao). Học các từ vựng có trọng âm nằm ở âm thứ nhất và thứ hai.

Đọc – Viết: Đọc hiểu đoạn văn bản về thời tiết. Tập viết đoạn văn ngắn về thời tiết yêu thích.

Giá trị: Các con được dạy phải chọn trang phục phù hợp với thời tiết.

Kính mong quý phụ huynh hãy cùng các bé thực hiện hoạt động dưới đây.
Xin cảm ơn sự hỗ trợ của quý phụ huynh.

Trân trọng, _____ (Giáo viên)

Đọc truyện tranh cùng với con. Chỉ vào các nhân vật và đồ vật trong truyện và đặt các câu hỏi liên quan. Dưới đây là gợi ý các câu hỏi mà mẹ có thể sử dụng:

What's the weather like?
It's [rainy]. Let's _____.
It's [cold]. Put on _____.
It's [rainy]. Don't forget _____.

Copyright © by National Geographic Learning, a part of Cengage

Unit 6
Amazing Activities

The children are _____.

☒ running ☐ swimming

The children have toys.

☒ yes ☐ no

Look and check. ✓
The children are _____.
☐ running
☐ swimming
The children have toys.
☐ Yes ☐ No

Children playing on a sand hill in Phan Rang, Viet Nam

33

1 Look and listen. Repeat. TR: B47

2 Listen and point. Say. TR: B48

do karate

jump rope

exercise

do gymnastics

go swimming

practice yoga

Sách giáo khoa điện tử, Sách bài tập số hoá, Sách giáo viên số hoá trên <https://www.hoc10.vn/>

Thanh công
cụ hỗ trợ
việc giảng
dạy

← Kho sách của tôi

LESSON 5

1 Look and listen. Repeat. YR: A71

2 Point and say.

 a globe
  a marker
  a notebook

 a paintbrush
  scissors
  a highlighter

3 Look. Read and circle. YR: A71

1.  Is it a marker?
Yes, it is. / No, it isn't.

2.  What is it?
It's a globe. /
It's a highlighter.

3.  Is it a notebook?
Yes, it is. / No, it isn't.

4.  What is it?
It's a paintbrush. /
It's a pair of scissors.

4 Play the game: Guessing.

Is it a ball?

What is it?

No, it isn't.

It's a globe.

50 Lesson 5

LESSON 6

1 Look and listen. Repeat. YR: A72

2 Point and say.

 a pencil sharpener
  a pencil case
  a tape

 a flash card
  a sticker
  a calculator

3 Read. Listen and write. YR: A72

1. Nam has a pencil and _____ in his pencil case.

2. Linh has four _____ and some _____ in her bag.

3. Jack has _____ and three _____ in his bag.

4 Ask and answer.

What do you have in your pencil case?

I have two pencils and a pencil sharpener.

Lesson 6 51

24 - 25 / 168 100%

Mở file nghe,
video tích hợp
với từng hoạt
động chỉ với 1 nút
bấm. Bài tập thiết
kế dưới dạng
hoạt động tương
tác kèm theo đáp
án.

A young lemur with white fur, black facial markings, and a long black-and-white striped tail is perched on a thick brown tree branch. The background is a soft-focus green forest.

NỘI DUNG

1. Giới thiệu chung
2. Bộ sách Tiếng Anh 4 - Explore Our World
3. Cấu trúc và nội dung SGK
- 4. Tài liệu bổ trợ**
5. Hỗ trợ triển khai sử dụng sách

Bồi dưỡng chuyên môn



320 buổi tập huấn đã được tổ chức cho hơn **22,000** giáo viên



Hệ thống video bồi dưỡng PPGD môn



[About](#) [Teaching Very Young Learners](#) [Teaching Young Learners](#) [Learning Materials](#) [Webinars](#) [In Focus Blog](#)



A THREE-STEP
GRAMMAR ROUTINE

STEP 1: INTRODUCE GRAMMAR
STEP 2: PRACTICE GRAMMAR
STEP 3: APPLY GRAMMAR

Our World Professional Development

Welcome to the *Our World* Professional Development Resource Site!

Here teachers of young and very young learners of English can find professional development videos, downloadable teacher

Hội thảo trực tuyến Webinars

<https://www.ngl-asia.com/>



**Helping our Students
Develop Mediation Skills**

Chia Suan Chong

February 15



ELTNGL.com/webinars

**Helping our Students
Develop Mediation...**

Tue, 15 Feb | Free Professional ...

SIGN UP



**Mediation in the classroom:
Being a good listener**

with Will Laschet

February 17

11AM JAPAN | 9AM VIETNAM | 9AM THAILAND



NGL-ASIA.com/webinars

**Morning session:
Mediation in the...**

Thu, 17 Feb | Free Professional ...

SIGN UP



**Mediation in the classroom:
Being a good listener**

with Will Laschet

February 17

7PM JAPAN | 5PM VIETNAM | 5PM THAILAND



NGL-ASIA.com/webinars

**Evening session:
Mediation in the...**

Thu, 17 Feb | Free Professional ...

SIGN UP

Hội thảo trực tuyến Webinars

<https://webinars.eltngl.com/>

UPCOMING

VERY YOUNG LEARNERS
WEBINAR

1 March
The Whole Picture

Presenter(s): Susannah Reed

UPCOMING

ACADEMIC
WEBINAR

24 February
Four Things Reflective Readers Do

Presenter(s): Tania Pattison

UPCOMING

TEACHING TEENS AND ADULTS
WEBINAR

15 February
Helping our Students Develop Mediation Skills

Presenter(s): Chia Suan Chong

WATCH NOW

CONTENT-BASED ENGLISH: 1-6
WEBINAR

Building English Language, Literacy, and Content Knowledge for Academic Success

Presenter(s): Janine Boylan

WATCH NOW
WEBINAR

Inspiring the Next Generation of Scientists and Explorers

Presenter(s): Joe Grabowski


WATCH NOW

TEACHING TEENS AND ADULTS
WEBINAR

Developing Confident Communicators for the Real World

Presenter(s): John Hughes

<https://infocus.eltngl.com/>



Search ...

in focus


HOME

ABOUT



ELTNGL.COM

WEBINARS

PRIVACY




ROLE MODELS: A VISION FOR THE FUTURE



 20 January 2022  Lewis Lansford

I met Dean and Emma and their then-two-year-old daughter Liz (not their real names) in 1992 and we've been good friends ever since. When I first started socializing with them, I was struck by how comfortable they were as parents and how well they integrated their young child into their

Continue reading »



TEACHING READING: IT'S AS EASY AS A, B, C!

 30 November 2021  Katherine Bilsborough

In this series of blog posts for primary teachers, Katherine Bilsborough, coauthor of Imagine, offers simple tips for easy ways to make teaching grammar, phonics, and reading as easy as A, B, C! Primary children are often developing reading skills in their first language (L1) at the same time as

Continue reading »

SUBSCRIBE TO IN FOCUS

First Name

Last Name

Email Address *

Country *

Select...

☐ Yes, I would like to subscribe to updates about new In Focus posts and National Geographic Learning updates. You will be given the opportunity to amend your subscription preferences

Hỗ trợ trực tiếp – Sách Tiếng Anh Cánh Diều

Tác giả

**Giảng viên
huấn luyện**

Phát hành

**Hỗ trợ
kỹ thuật**



HỖ TRỢ TRỰC TIẾP

Hotline

☎ 0886725566

Email Address

✉ tienganhcanhdieu@vepic.edu.vn

Website

🌐 hoc10.vn

📘 <https://www.facebook.com/sachtien-ganhcanhdieu.vepic/>

CHÂN THÀNH CẢM ƠN

Kết luận

- Bộ sách tương thích với chương trình khung Tiếng Anh của Bộ giáo dục
- Đa dạng và cân bằng văn hóa quốc tế và bản địa
- Nguồn tài nguyên dạy & học đa dạng, phù hợp với bối cảnh giảng dạy ở Việt Nam
- Dễ dạy, dễ học, dễ kiểm tra đánh giá



Hotline

☎ 0886725566

Email Address

✉ tienganhcanhdieu@vepic.edu.vn

Website

🌐 hoc10.com

📘 <https://www.facebook.com/sachtien-ganhcanhdieu.vepic/>

Thank you!

